

MARCH 31, 2024

# VPI CANADIAN BALANCED POOL

BALANCED GROWTH













## What Does The Pool Invest In?

- Large, medium and small companies that generate sustainable cash flow, operated by competent management teams with track records of wealth creation
- Canadian equity securities with the ability to invest up to 50% in foreign equity securities
- Fixed-income securities which can range from 20% to 50% of the portfolio

## How Do We Invest?

- We believe the best businesses have strong competitive positions with barriers to competition, solid business models that drive value creation and produce recurring revenues, management teams with great track records, and a focus on ESG
- We purchase fixed-income securities that provide attractive returns through capital appreciation and interest payments

## Top Ten Equity Holdings

COMPANY	% of Portfolio
 <b>1. Visa</b> One of world's largest payment card network processor	4.9%
 <b>2. Alphabet</b> Collection of companies with Google as the largest	4.5%
 <b>3. Berkshire Hathaway</b> American multinational conglomerate holding company	4.1%
 <b>4. TFI International</b> North American leader in transportation & logistics	3.9%
 <b>5. Dollarama Inc.</b> Operates a chain of dollar stores in Canada	3.8%
 <b>6. Intercontinental Exchange, Inc.</b> American global financial exchange company	3.7%
 <b>7. Alimentation Couche-Tard</b> Global leader in convenience and fuel	3.4%
 <b>8. Toronto-Dominion Bank</b> One of Canada's big five banks	3.3%
 <b>9. Canadian National Railway Co.</b> Canadian Class I freight railway	2.9%
 <b>10. Brookfield Corp.</b> Canadian investment management company	2.9%
<b>TOP 10 WEIGHT</b>	<b>37.4%</b>

## Portfolio Information

<b>Fund Code</b>	
- Series A	VPI005
- Series F	VPI205
<b>Total Assets</b>	\$1.20 Billion
<b>Inception</b>	September 19, 2007
<b>Category</b>	Canadian Equity Balanced
<b>Asset Mix</b>	
- Short-Term Investments	3.3%
- Bond	19.7%
- Equity	76.1%
- Cash	0.9%
<b>Number of Equity Holdings</b>	32
<b>Yield to Maturity</b>	4.3%
<b>Duration</b>	4.5 Years
<b>Distributions</b>	
- Income	Monthly
- Capital Gains	Annually in December
<b>Minimum Investment</b>	\$25,000 initial, \$50 subsequent
<b>Volatility Risk Profile</b>	Low to Medium

Category is according to Canadian Investment Funds Standards Committee.

## Lead Portfolio Manager



### Ken O'Kennedy

Dixon Mitchell Investment Counsel Inc.  
Vancouver, British Columbia

## Why Value Partners?

- We invest alongside clients
- We believe lower fees are important
- We communicate clearly and explain decisions when they are made in plain language
- We invest effectively, think long-term and take good risks

Scan the following QR code to  
watch the latest update video:



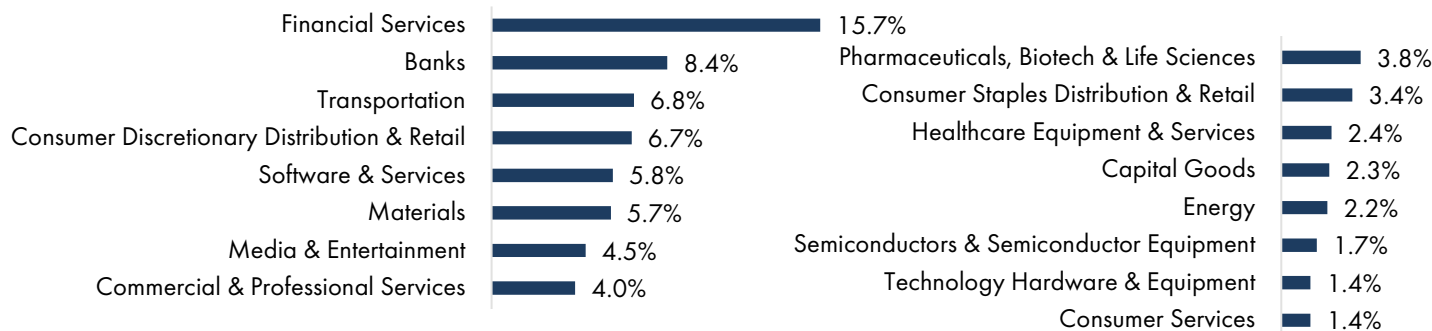
MARCH 31, 2024

# VPI CANADIAN BALANCED POOL

BALANCED GROWTH



## Equity Sector Allocation



## Calendar-Year Returns

	2014	2015	2016	2017	2018	2019	2020	2021	2022	2023
Series A	9.2%	-0.4%	11.0%	7.2%	-1.5%	13.5%	9.6%	18.4%	-5.8%	15.1%
Series F	10.3%	0.6%	12.1%	8.2%	-0.5%	14.6%	10.6%	19.5%	-4.9%	16.2%

## Standard Performance

	1 Year	3 Year	5 Year	10 Year	15 Year	Since Inception
Series A	15.4%	9.3%	9.2%	7.5%	8.6%	6.0%
Series F	16.5%	10.3%	10.3%	8.6%	9.6%	7.0%

Performance of series A and F differ primarily because of different Management fees.

## Management Fee Reduction Program

	\$0 - \$250,000	\$250,001 - \$499,999	\$500,000 - \$999,999	\$1,000,000 - \$2,499,999	\$2,500,000 & Above
Series A	1.96%	1.81% - 1.96%	1.46%	1.41%	1.36%
Series F	1.02%	0.95% - 1.02%	0.67%	0.62%	0.57%

## Other Important Materials

Update Video & Newsletter:

[www.valuepartnersinvestments.ca/vpi-canadian-balanced-pool#videos](http://www.valuepartnersinvestments.ca/vpi-canadian-balanced-pool#videos)

Holdings Report:

[www.valuepartnersinvestments.ca/vpi-canadian-balanced-pool#other](http://www.valuepartnersinvestments.ca/vpi-canadian-balanced-pool#other)

Disclaimer: This material has been prepared based on information that is publicly available or that has been provided by Value Partners Investments Inc. (Value Partners). The information provided includes views or opinions of Value Partners, in its capacity as the fund manager of VPI Canadian Balanced Pool (the Pool), and does not constitute individual, legal, investment, or tax advice about the Pool or the issuers discussed therein. Information about specific issuers of securities has been made available by Value Partners for the sole purpose of providing additional background information on the holdings in the Pool and is not intended to be investment advice about the merits of investing directly in these issuers. If included the comparison of specific stocks as "What You Own" and "What You Don't Own" is provided to illustrate the key characteristics that Value Partners uses in its investment process to identify great businesses at reasonable prices. Please consult your own legal, investment, and/or tax advisor prior to making a decision to invest in the Pool. The complete holdings of the Pool are disclosed in its Financial Statements semi-annually. On a quarterly basis, the Pool discloses its top 25 holdings in its Top 25 Holdings report. Both these documents are available on our website at [www.valuepartnersinvestments.ca](http://www.valuepartnersinvestments.ca). Value Partners is a registered investment fund manager, portfolio manager, and exempt market dealer and has engaged Dixon Mitchell Investment Counsel Inc., a registered portfolio manager, to make decisions about the investments made by the Pool – these investment decisions are not made by Value Partners. Commissions, trailing commissions, management fees, and expenses all may be associated with mutual fund investments. Please read the fund facts document and the prospectus before investing. If included, the indicated returns represent historical annual compounded total returns, including changes in share or unit value and reinvestment of all dividends, and do not take into account sales, redemption, distribution or optional charges or income taxes payable by any security holder that would have reduced returns. Mutual funds are not guaranteed, their values change frequently, and past performance will not tell you how the Pool will perform in the future. Date of Publication: April 2024.

(204) 949-0059

[valuepartnersinvestments.ca](http://valuepartnersinvestments.ca)



300-175 Hargrave St.

[info@vpinvestments.ca](mailto:info@vpinvestments.ca)