







What Does The Pool Invest In?

- Equity securities of sustainably profitable businesses that have the financial capacity to pay their owners a growing dividend stream
- Global equity securities that are leaders in their industry with the majority located outside of North America
- Cash holdings to minimize risks and to take advantage of investment opportunities

How Do We Invest?

- We believe the best businesses acquired at prices that are reasonable in relation to what we expect to receive in return make the best investments
- We believe the best investments are companies with durable businesses that are difficult to live without, difficult to replicate, and difficult to compete with
- We focus on growth through business ownership where a business can grow earnings and grow dividends

Top Ten Equity Holdings

COMPANY		% of Portfolio
 London Stock Exchange	1. London Stock Exchange Group PLC Stock exchange in the City of London	4.0%
 AIA	2. AIA Group Ltd. Multinational insurance and finance corporation	3.8%
 BCA	10. PT Bank Central Asia Largest privately-owned bank in Indonesia	3.7%
 FEMSA	3. Fomento Economico Mexicano ADR Operates as a bottler of Coca-Cola beverages	3.6%
 Nestlé	5. Nestlé SA A Swiss multinational food and drink processing conglomerate	3.6%
 KOMATSU	4. Komatsu Ltd. Japanese multinational manufacturing corporation	3.5%
 VINCI	7. Vinci SA French concessions and construction company	3.5%
 Medtronic	6. Medtronic plc American-Irish registered medical device company	3.5%
 TOYOTA	9. Toyota Motor Corp. ADR Japanese multinational automotive manufacturer	3.5%
 NOVARTIS	8. Novartis AG A Swiss multinational pharmaceutical corporation	3.5%
TOP 10 WEIGHT		36.2%

Portfolio Information

Fund Code	
- Series A	VPI003
- Series F	VPI203
Total Assets	\$214.30 Million
Inception	September 26, 2005
Category	International Equity
Asset Mix	
- Equity	94.5%
- Cash	5.5%
Number of Holdings	30
Distributions	Annually in December
Minimum Investment	\$25,000 initial, \$50 subsequent
Volatility Risk Profile	Medium

Category is according to Canadian Investment Funds Standards Committee.

Lead Portfolio Manager



Darrin Erickson

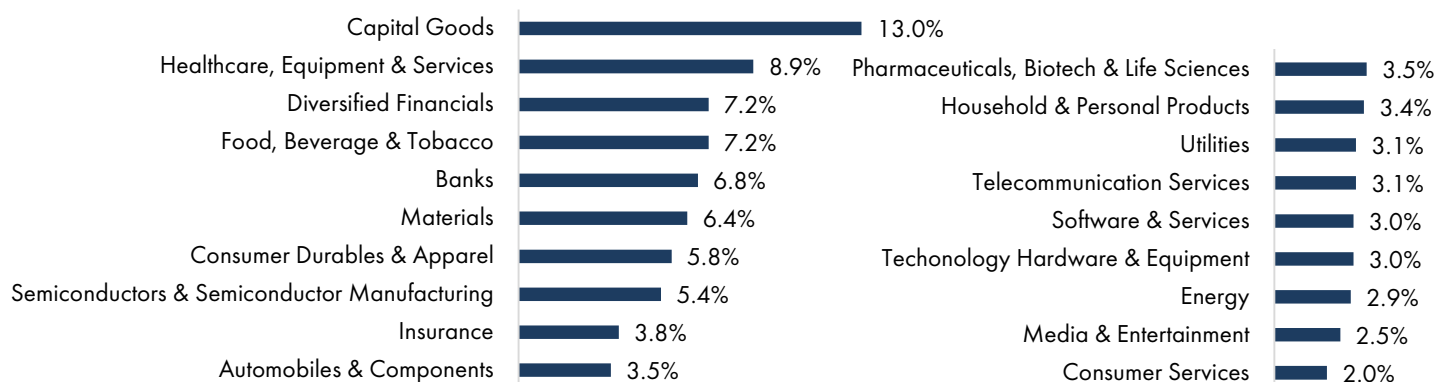
Value Partners Investments Inc.
Winnipeg, Manitoba

Why Value Partners?

- We invest alongside clients
- We believe lower fees are important
- We communicate clearly and explain decisions when they are made in plain language
- We invest effectively, think long-term and take good risks



Sector Allocation



Calendar-Year Returns

	2012	2013	2014	2015	2016	2017	2018	2019	2020	2021
Series A	2.6%	30.9%	18.3%	4.5%	12.1%	-6.4%	-0.4%	7.9%	-13.0%	8.2%
Series F	3.6%	32.1%	19.4%	5.5%	13.2%	-5.5%	0.6%	9.0%	-11.9%	9.2%

Standard Performance

	1 Year	3 Year	5 Year	10 Year	Since Inception
Series A	-5.4%	-4.9%	-2.3%	4.3%	2.2%
Series F	-4.5%	-3.9%	-1.3%	5.4%	2.4%

Performance of series A and series F are different primarily because of different management fees

Management Fee Reduction Program

	\$0 - \$250,000	\$250,001 - \$499,999	\$500,000 - \$999,999	\$1,000,000 - \$2,499,999	\$2,500,000 & Above
Series A	2.08%	1.93% - 2.08%	1.58%	1.53%	1.48%
Series F	1.13%	1.06% - 1.13%	0.78%	0.73%	0.68%

Other Important Materials

Update Video & Newsletter:

www.valuepartnersinvestments.ca/vpi-global-equity-pool#videos

Holdings Reports:

www.valuepartnersinvestments.ca/vpi-global-equity-pool#other

Disclaimer: This document has been provided by Value Partners Investments Inc. (Value Partners) for information purposes only. It is not an offer or solicitation with respect to the purchase or sale of any security or investment product. This document does not provide individual, legal, investment or tax advice. Information about specific issuers of securities has been made available by Value Partners for the sole purpose of providing additional background information on the holdings in the VPI Global Equity Pool (the Pool), and is not intended to be investment advice about the merits of investing directly in these issuers. Please consult your own legal, investment and/or tax advisor prior to making an investment decision. The complete holdings of the Pool are disclosed in its Statement of Investment Portfolio semi-annually. On a quarterly basis, the Pool discloses its top 25 holdings in its Summary of Investment Portfolio. Both these documents are available on our website at www.valuepartnersinvestments.ca. Value Partners is a registered investment fund manager, portfolio manager, and exempt market dealer and is responsible for making decisions about the investments in the Pool. Commissions, trailing commissions, management fees, and expenses all may be associated with mutual fund investments. Please read the fund facts document and the prospectus before investing. The indicated returns represent historical annual compounded total returns, including changes in share or unit value and reinvestment of all dividends, and do not take into account sales, redemption, distribution or optional charges or income taxes payable by any security holder that would have reduced returns. Mutual funds are not guaranteed, their values change frequently and past performance will not tell you how the Pool will perform in the future, particularly since the portfolio manager of the Pool, changed effective November 1, 2011 and June 24, 2020. MER as of December 31, 2021. Date of Publication: May 2022