





## What Does The Pool Invest In?

- Equity securities of highly profitable and dominant global businesses with attractively valued share prices.
- Businesses who are leading their industry in improving environmental and social outcomes for their industries and the communities they operate in.
- Companies who benefit from a transition to a more sustainable future by creating products that help others reduce their environmental impact.

## How Do We Invest?

- We believe the best businesses acquired at prices that are reasonable in relation to what we expect to receive in return make the best investments.
- We believe the best investments are companies with durable businesses that are difficult to live without, difficult to replicate, and difficult to compete with.
- We believe companies that are making substantial positive changes in their industries and the communities they operate in are the best positioned for future success.

## Top Ten Equity Holdings

COMPANY		% of Portfolio
 <b>1. Alphabet Inc.</b>	Collection of companies with Google as the largest, operates the worlds greenest cloud business	5.5%
 <b>2. Cisco Systems, Inc</b>	Communications technology business with a purpose of powering an inclusive future for all	5.0%
 <b>3. Novartis AG</b>	Swiss innovative medicines company addressing some of society's most challenging health issues	4.9%
 <b>4. Honeywell International Inc.</b>	Industrial technology company creating building technologies, safety solutions, aerospace, materials	4.6%
 <b>5. Deutsche Telekom AG</b>	Largest and greenest telecommunications company in Europe and majority owner of T-Mobile	4.3%
 <b>6. Schneider Electric S.E.</b>	Global leader in energy efficiency, management, and digitization. Schneider helps companies make the most of energy and resources	4.1%
 <b>7. Unilever PLC</b>	One of the world's largest consumer goods companies with a purpose of making sustainable living commonplace	4.0%
 <b>8. CVS Health Corporation</b>	Leading American health solutions company	3.8%
 <b>10. Becton Dickinson &amp; Co.</b>	American multinational medical tech company	3.8%
 <b>9. Sun Life Financial Inc.</b>	Canadian financial services company.	3.7%
<b>TOP 10 WEIGHT</b>		<b>43.7%</b>

## Portfolio Information

<b>Fund Code</b>	
- Series A	VPI012
- Series F	VPI212
<b>Total Assets</b>	\$948.38 Thousand
<b>Inception</b>	July 4, 2023
<b>Asset Mix</b>	
- Equity	93.3%
- Cash	6.7%
<b>Number of Equity Holdings</b>	29
<b>Distributions</b>	Annually in December
<b>Minimum Investment</b>	\$25,000 initial, \$50 subsequent
<b>Volatility Risk Profile</b>	Medium

## Why Value Partners?

- We invest alongside clients
- We believe lower fees are important
- We communicate clearly and explain decisions when they are made in plain language
- We invest effectively, think long-term and take good risks

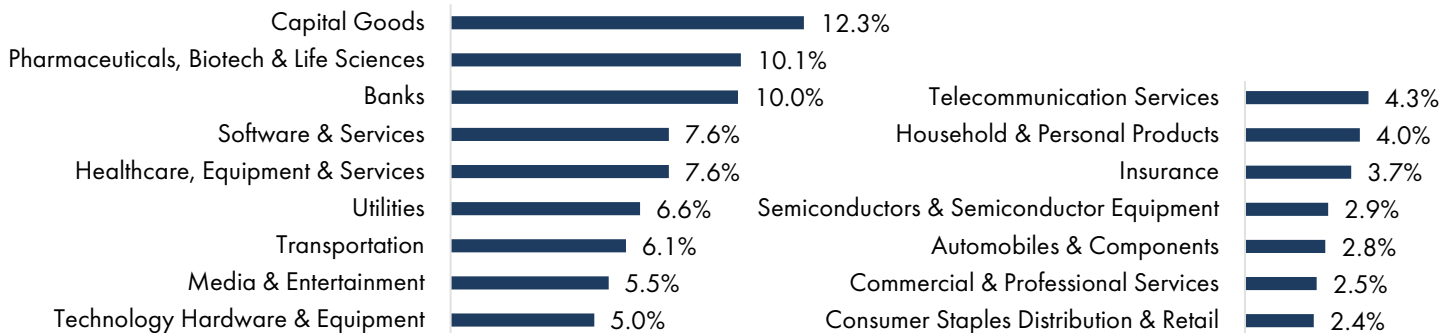
## Lead Portfolio Manager



**Finlay McKay, CFA | Portfolio Manager**  
Value Partners Investments Inc.  
Winnipeg, Manitoba



## Asset Allocation



## Sustainability Objectives

- Greenhouse gas emissions reduction
- Alignment with 1.5 Paris Climate Agreement
- Diversity improvement
- Contributors to U.N. Sustainable Development Goals
- Social & community improvement
- Waste & water use reduction
- Access to healthcare

## Sustainability Metrics

Targeting lower emissions	100%
Emissions target with Paris 1.5 alignment	100%
Net Zero goals	93%
Average Net Green House Gas emissions	3.6MT
Average Net Green House Gas target	0.3MT
U.N. Sustainable Development Goal alignment	96%
Detailed targets to improve diversity	89%
Voting share structure	100%

Note: Percentages figures are percent of companies that have noted targets or characteristics

### Disclaimer:

This material has been prepared based on information that is publicly available or that has been provided by Value Partners Investments Inc. (Value Partners). The information provided includes views or opinions of Value Partners, in its capacity as the portfolio manager of VPI Sustainability Leaders Pool (the Pool), and does not constitute individual, legal, investment, or tax advice about the Pool or the issuers discussed therein. Information about specific issuers of securities has been made available by Value Partners for the sole purpose of providing additional background information on the holdings in the Pool and is not intended to be investment advice about the merits of investing directly in these issuers. If included the comparison of specific stocks as "What You Own" and "What You Don't Own" is provided to illustrate the key characteristics that Value Partners uses in its investment process to identify great businesses at reasonable prices. Please consult your own legal, investment, and/or tax advisor prior to making a decision to invest in the Pool.

The complete holdings of the Pool are disclosed in its Financial Statements semi-annually. On a quarterly basis, the Pool discloses its top 25 holdings in its Top 25 Holdings report. Both these documents are available on our website at [www.valuepartnersinvestments.ca](http://www.valuepartnersinvestments.ca). Value Partners is a registered investment fund manager, portfolio manager, and exempt market dealer and is responsible for making decisions about the investments in the Pool.

Commissions, trailing commissions, management fees, and expenses all may be associated with mutual fund investments. Please read the fund facts document and the prospectus before investing. If included, the indicated returns represent historical annual compounded total returns, including changes in share or unit value and reinvestment of all dividends, and do not take into account sales, redemption, distribution or optional charges or income taxes payable by any security holder that would have reduced returns. Mutual funds are not guaranteed, their values change frequently, and past performance will not tell you how the Pool will perform in the future.

Date of Publication: October 2023

